

Explosion Proof Hazardous Location Vertical Air Conditioner

VAC1 Series Vertical Wall Mount A/C - 60 Hz Models

VAC1 Series - 60 Hz Models

1.5 to 6.0 (18,000 –72,000 BTU/HR) Standard

VAC1 Series Vertical Air Conditioning Systems are designed to Provide Maximum Indoor Comfort while meeting the demanding requirement of Severe Duty Industrial Applications. Our Systems are Fully Tested for Operational Performance and Compliance. Units are Manufactured to **N.E.C.** and **I.E.C.** Explosion Proof Codes as well as **CSA Certified** for use in Hazardous Locations.

Standard Features

- UL and CSA Certified
- Overload Protection on Motors and Compressors
- Easily Accessible Electrical Components for Routine Inspection and Maintenance
- Non Sparking Condenser Fan Blade
- Aluminum Finned Copper Tube Coils
- Twin Blowers to Move Air More Quietly
- Built-in Full Length Mounting Brackets
- Motors are Easily Accessible for Fast and Easy Maintenance
- Powder Coated Steel Cabinet
- Engineering Data Sheets Available with Detailed System Specification
- N.E.C. and I.E.C. "Certificate of Conformance" Issued for Hazardous Location
- Operation, Maintenance & Installation Manuals Included



N.E.C. Rated and Approved

SAFE AIR TECHNOLOGY

Offering The Keys to Success: Quality, Pricing and On Time Delivery

4133 Evan Brooks Road • Baton Rouge LA 70814 U.S.A

Phone (225) 303-0007 • Fax (225) 303-0020

www.explosionproof.net • Email: sales@explosionproof.net

COPYRIGHT © 2013 Safe Air Technology LLC. All Rights Reserved



NEC, IEC Rated and Approved

System Overview

Safe Air Technology's **VAC1** Series Systems are designed to provide cooling and heating for the demanding needs of today's industry. Safe Air Technology produces a standard product line of **VAC1** systems that are **CSA Certified**, but also has a team of in house engineers that can custom design a system to meet your particular requirements. Safe Air Technology's units are fully tested for operational performance and **NEC Compliance** to ensure customer satisfaction and many years of reliable service.

Safe Air Technology works with its customers to determine the most appropriate system for the customers application. Once the correct system has been selected, Safe Air Technology will provide an Engineering Submittal package for approval prior to the manufacturing of the system.



System Applications

- Industrial Refineries
- Chemical Plants
- Offshore Platforms
- Gas Plants and Pipelines
- Corrosive and Hazardous Storage Facilities
- Ammunition Storage Bunkers
- Paint Rooms
- Fuel Transfer Docks and Pumping Stations

Available Options

- ADC Adsil Coated Coils and Copper for Corrosion Protection
- B Meets Group "B" Classification for NEC Codes
- CC Copper/Copper Coils Installed
- CRT Export Crate Included
- DSI System Disconnect Installed
- EPX 646 Micro Epoxy Coated Metal for Corrosion Protection
- FAD Fresh Air Intake with Motorized Damper
- HCC Hereisite Coated Coils and Copper for Corrosion Protection
- HG Hot Gas By-Pass Valve Installed
- HL High and Low Pressure Safety Switches Installed
- ICP Control Panel Installed Internally
- ISV Refrigeration Isolation Valves
- LAC Low Ambient Controls Installed
- LOC Lock Out Switch Installed (Standard Feature)
- MOD Custom Modification (See Sales)
- RMC Remote Control Panel
- SH4 304 Stainless Steel Housing
- SH6 316 Stainless Steel Housing
- WC Water Cooled Condenser Coil
- XPR Explosion Proof Receptacle Installed

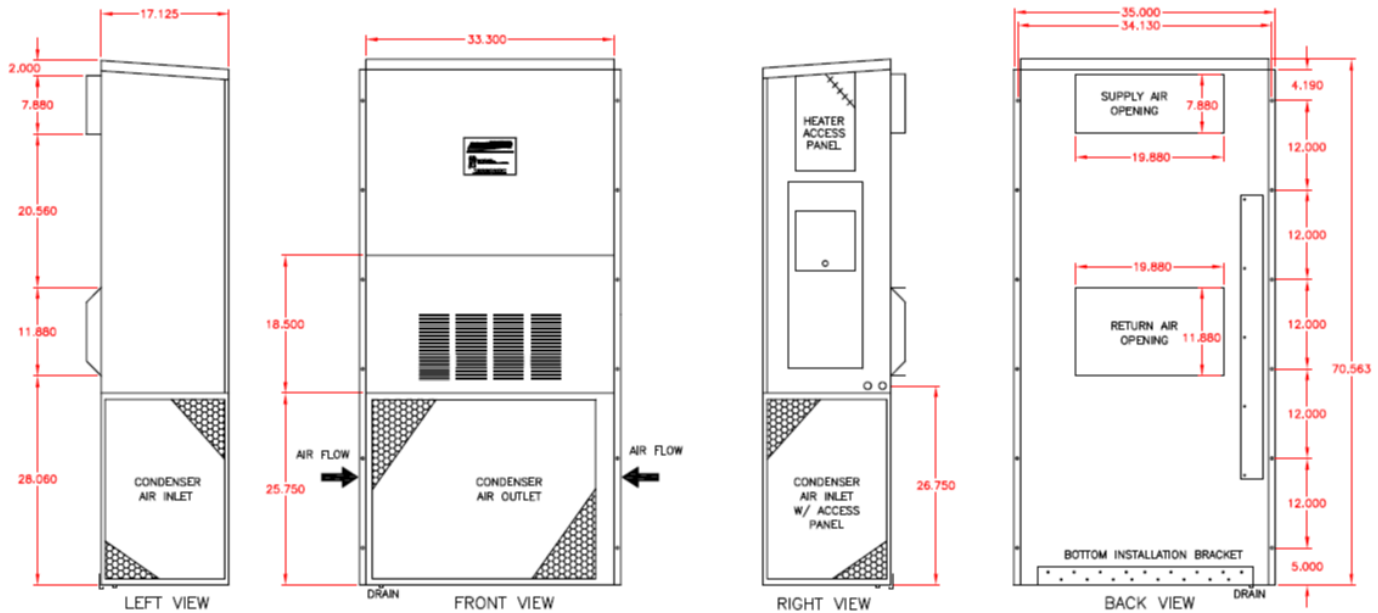




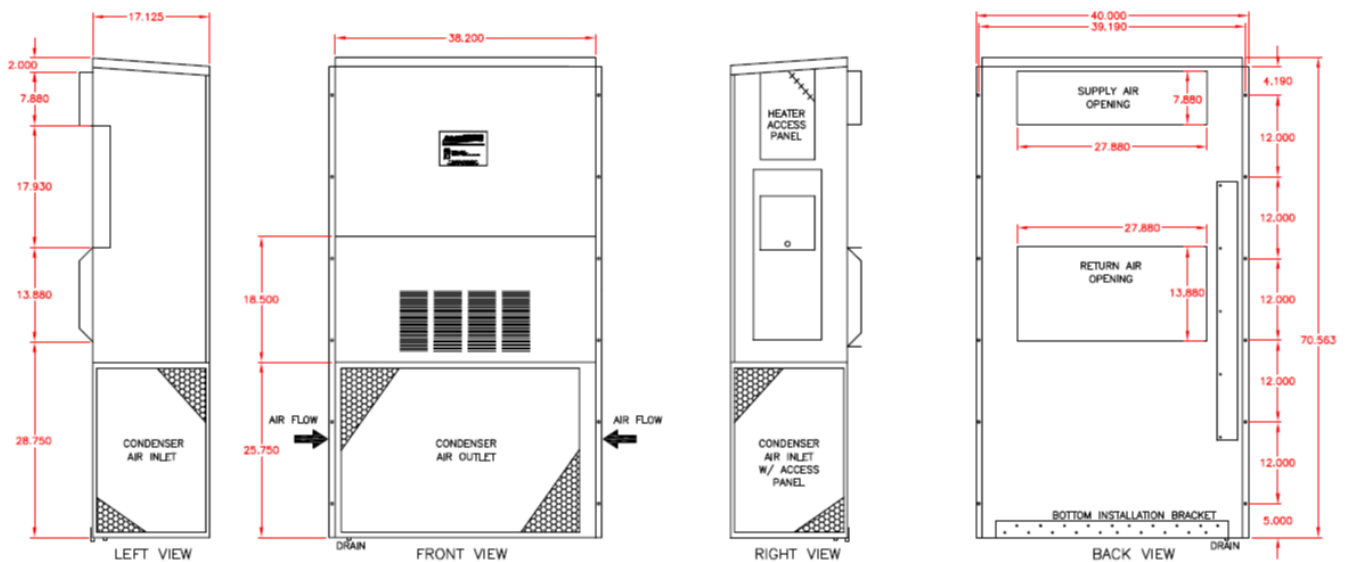
Offering The Keys to Success: *Quality, Pricing and On Time Delivery*

NEC, IEC Rated and Approved VAC1 Series Dimensional Drawings

VAC1 Series
1.5 to 2.0 Ton (18,000 – 24,000 BTU/HR)
60 Hz Models



VAC1 Series
2.5 to 3.0 Ton (30,000 – 36,000 BTU/HR)
60 Hz Models



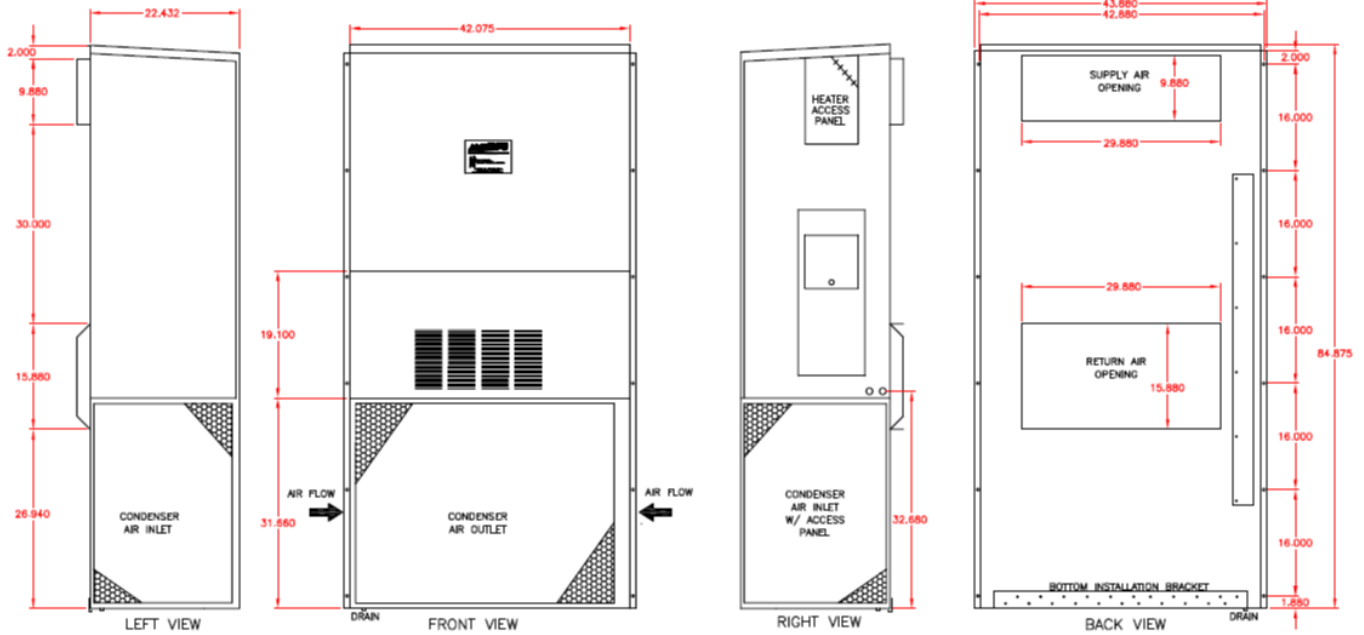
*** Drawing apply to standard VAC1 systems. See Engineering Data Sheets***



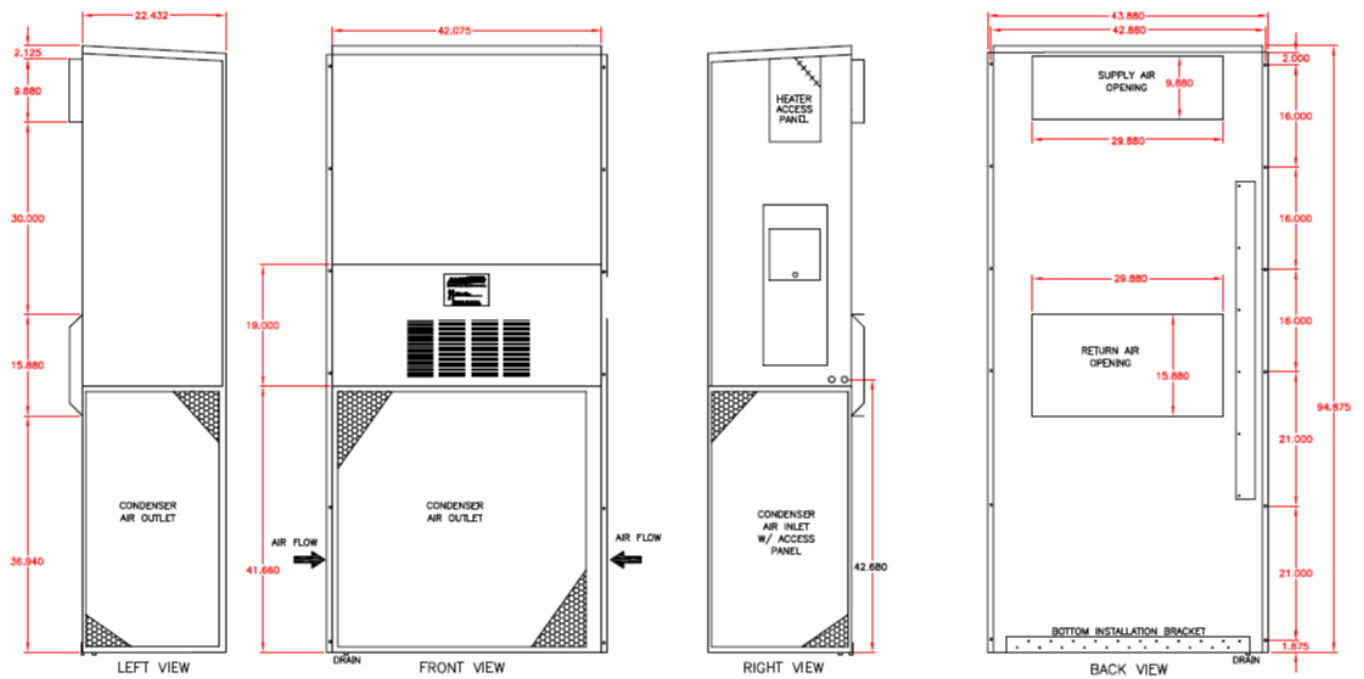
Offering The Keys to Success: *Quality, Pricing and On Time Delivery*

NEC, IEC Rated and Approved

**VAC1 Series
 3.5 to 5.0 Ton (42,000 –60,000 BTU/HR)
 60 Hz Models**



**VAC1 Series
 6.0 Ton (72,000 BTU/HR)
 60 Hz Models**



*** Drawing apply to standard VAC1 systems. See Engineering Data Sheets***



Offering The Keys to Success: Quality, Pricing and On Time Delivery

NEC, IEC Rated and Approved

Notes:

- (1) See **Safety King®** Nomenclature for Unit ID (Page 5)
- (2) THHN 75°C Copper Wire
- (***) Options that can be added. See page 2 (*NEC Group "B" Available on Request)

Contact our Sales Department should your specifications require a variation on our standard units.

IMPORTANT NOTICE

T Codes:

It is important to know the auto ignition temperature of the Gas or Vapor the unit will be operating in or around. The Gas or Vapor temperature should be above the rating of the equipment.

Class I, Groups B*, C & D, Division 2

VAC1 Series Vertical Wall Mount 208-230-1PH/60HZ

1.5 TON

Model	BTU/HR Cooling	Heat BTUH	Electrical Rating 60 HZ	Minimum Circuit Ampacity	Maximum External Fuse or Ckt. Brkr.	CFM	Weight Lbs
VAC1-H-D-1.5-N-2-CND-ICD2-1C-LOC	18,000	-	230/208 - 1	16	20	600 - .2 ESP	300
VAC1-H-D-1.5-5KW(EH/S)-2-CND-ICD2-1C-LOC	18,000	12,799	230/208 - 1	30	30	600 - .2 ESP	300
VAC1-H-D-1.5-10KW(EH/S)-2-CND-ICD2-1C-LOC	18,000	25,598	230/208 - 1	56	60	600 - .2 ESP	300

2 TON

Model	BTU/HR Cooling	Heat BTUH	Electrical Rating - 60 HZ	Minimum Circuit Ampacity	Maximum External Fuse or Ckt. Brkr.	CFM	Weight Lbs
VAC1-H-D-2.0-N-2-CND-ICD2-1C-LOC	24,000	-	230/208 - 1	21	30	800 - .2 ESP	325
VAC1-H-D-2.0-5KW(EH/S)-2-CND-ICD2-1C-LOC	24,000	12,799	230/208 - 1	30	30	800 - .2 ESP	325
VAC1-H-D-2.0-10KW(EH/S)-2-CND-ICD2-1C-LOC	24,000	25,598	230/208 - 1	56	60	800 - .2 ESP	325



Offering The Keys to Success: *Quality, Pricing and On Time Delivery*

NEC, IEC Rated and Approved

VAC1 Series Vertical Wall Mount 208-230-1PH/60HZ

2.5 TON

Model	BTU/HR Cooling	Heat BTUH	Electrical Rating - 60 HZ	Minimum Circuit Ampacity	Maximum External Fuse or Ckt. Brkr.	CFM	Weight Lbs
VAC1-H-D-2.5-N-2-CND-ICD2-1C-LOC	30,000	-	230/208 - 1	24	35	1000 - .4 ESP	355
VAC1-H-D-2.5-5KW(EH/S)-2-CND-ICD2-1C-LOC	30,000	12,799	230/208 - 1	32	35	1000 - .4 ESP	355
VAC1-H-D-2.5-10KW(EH/S)-2-CND-ICD2-1C-LOC	30,000	25,598	230/208 - 1	58	60	1000 - .4 ESP	355
VAC1-H-D-2.5-15KW(EH/S)-2-CND-ICD2-1C-LOC	30,000	38,396	230/208 - 1	84	90	1000 - .4 ESP	355

3 TON

Model	BTU/HR Cooling	Heat BTUH	Electrical Rating - 60 HZ	Minimum Circuit Ampacity	Maximum External Fuse or Ckt. Brkr.	CFM	Weight Lbs
VAC1-H-D-3.0-N-2-CND-ICD2-1C-LOC	36,000	-	230/208 - 1	29	35	1100 - .3 ESP	355
VAC1-H-D-3.0-5KW(EH/S)-2-CND-ICD2-1C-LOC	36,000	12,799	230/208 - 1	32	35	1100 - .3 ESP	355
VAC1-H-D-3.0-10KW(EH/S)-2-CND-ICD2-1C-LOC	36,000	25,598	230/208 - 1	58	60	1100 - .3 ESP	355
VAC1-H-D-3.0-15KW(EH/S)-2-CND-ICD2-1C-LOC	36,000	38,396	230/208 - 1	84	90	1100 - .3 ESP	355

3.5 TON

Model	BTU/HR Cooling	Heat BTUH	Electrical Rating - 60 HZ	Minimum Circuit Ampacity	Maximum External Fuse or Ckt. Brkr.	CFM	Weight Lbs
VAC1-H-D-3.5-N-2-CND-ICD2-1C-LOC	42,000	-	230/208 - 1	33	50	1400 - .3 ESP	500
VAC1-H-D-3.5-5KW(EH/S)-2-CND-ICD2-1C-LOC	42,000	12,799	230/208 - 1	33	50	1400 - .3 ESP	500
VAC1-H-D-3.5-10KW(EH/S)-2-CND-ICD2-1C-LOC	42,000	25,598	230/208 - 1	59	60	1400 - .3 ESP	500
VAC1-H-D-3.5-15KW(EH/S)-2-CND-ICD2-1C-LOC	42,000	38,396	230/208 - 1	85	90	1400 - .3 ESP	500



Offering The Keys to Success: *Quality, Pricing and On Time Delivery*

NEC, IEC Rated and Approved

VAC1 Series Vertical Wall Mount 208-230-1PH/60HZ

4 TON

Model	BTU/HR Cooling	Heat BTUH	Electrical Rating - 60 HZ	Minimum Circuit Ampacity	Maximum External Fuse or Ckt. Brkr.	CFM	Weight Lbs
VAC1-H-D-4.0-N-2-CND-ICD2-1C-LOC	48,000	-	230/208 - 1	37	50	1550 - .2 ESP	500
VAC1-H-D-4.0-5KW(EH/S)-2-CND-ICD2-1C-LOC	48,000	12,799	230/208 - 1	37	50	1550 - .2 ESP	500
VAC1-H-D-4.0-10KW(EH/S)-2-CND-ICD2-1C-LOC	48,000	25,598	230/208 - 1	59	60	1550 - .2 ESP	500
VAC1-H-D-4.0-15KW(EH/S)-2-CND-ICD2-1C-LOC	48,000	38,396	230/208 - 1	85	90	1550 - .2 ESP	500

5 TON

Model	BTU/HR Cooling	Heat BTUH	Electrical Rating - 60 HZ	Minimum Circuit Ampacity	Maximum External Fuse or Ckt. Brkr.	CFM	Weight Lbs
VAC1-H-D-5.0-N-2-CND-ICD2-1C-LOC	60,000	-	230/208 - 1	41	60	1700 - .3 ESP	500
VAC1-H-D-5.0-5KW(EH/S)-2-CND-ICD2-1C-LOC	60,000	12,799	230/208 - 1	41	60	1700 - .3 ESP	500
VAC1-H-D-5.0-10KW(EH/S)-2-CND-ICD2-1C-LOC	60,000	25,598	230/208 - 1	59	60	1700 - .3 ESP	500
VAC1-H-D-5.0-15KW(EH/S)-2-CND-ICD2-1C-LOC	60,000	38,396	230/208 - 1	85	90	1700 - .3 ESP	500

6 TON

Model	BTU/HR Cooling	Heat BTUH	Electrical Rating - 60 HZ	Minimum Circuit Ampacity	Maximum External Fuse or Ckt. Brkr.	CFM	Weight Lbs
VAC1-H-D-6.0-N-2-CND-ICD2-1C-LOC	72,000	-	230/208 - 1	49	60	1,800 - .2 ESP	550
VAC1-H-D-6.0-5KW(EH/S)-2-CND-ICD2-1C-LOC	72,000	12,799	230/208 - 1	49	60	1,800 - .2 ESP	550
VAC1-H-D-6.0-10KW(EH/S)-2-CND-ICD2-1C-LOC	72,000	25,598	230/208 - 1	59	60	1,800 - .2 ESP	550
VAC1-H-D-6.0-15KW(EH/S)-2-CND-ICD2-1C-LOC	72,000	38,396	230/208 - 1	85	90	1,800 - .2 ESP	550



Offering The Keys to Success: *Quality, Pricing and On Time Delivery*

NEC, IEC Rated and Approved

Notes:

- (1) See **Safety King®** Nomenclature for Unit ID (Page 5)
- (2) THHN 75°C Copper Wire
- (***) Options that can be added. See page 2 ([*NEC Group "B" Available on Request](#))

Contact our Sales Department should your specifications require a variation on our standard units.

IMPORTANT NOTICE

T Codes:

It is important to know the auto ignition temperature of the Gas or Vapor the unit will be operating in or around. The Gas or Vapor temperature should be above the rating of the equipment.

Class I, Groups B*, C & D, Division 2

VAC1 Series Vertical Wall Mount 208-230-3PH/60HZ

2 TON

Model	BTU/HR Cooling	Heat BTUH	Electrical Rating - 60 HZ	Minimum Circuit Ampacity	Maximum External Fuse or Ckt. Brkr.	CFM	Weight Lbs
VAC1-H-D-2.0-N-3-CND-ICD2-1C-LOC	24,000	-	230/208 - 3	15	20	800 - .2 ESP	300
VAC1-H-D-2.0-6KW(EH/S)-3-CND-ICD2-1C-LOC	24,000	15,359	230/208 - 3	22	25	800 - .2 ESP	300

2.5 TON

Model	BTU/HR Cooling	Heat BTUH	Electrical Rating - 60 HZ	Minimum Circuit Ampacity	Maximum External Fuse or Ckt. Brkr.	CFM	Weight Lbs
VAC1-H-D-2.5-N-3-CND-ICD2-1C-LOC	30,000	-	230/208 - 3	18	20	1000 - .4 ESP	325
VAC1-H-D-2.5-6KW(EH/S)-3-CND-ICD2-1C-LOC	30,000	15,359	230/208 - 3	24	25	1000 - .4 ESP	325
VAC1-H-D-2.5-9KW(EH/S)-3-CND-ICD2-1C-LOC	30,000	23,038	230/208 - 3	33	35	1000 - .4 ESP	325
VAC1-H-D-2.5-15KW(EH/S)-3-CND-ICD2-1C-LOC	30,000	38,396	230/208 - 3	51	60	1000 - .4 ESP	325

3 TON

Model	BTU/HR Cooling	Heat BTUH	Electrical Rating - 60 HZ	Minimum Circuit Ampacity	Maximum External Fuse or Ckt. Brkr.	CFM	Weight Lbs
VAC1-H-D-3.0-N-3-CND-ICD2-1C-LOC	36,000	-	230/208 - 3	23	30	1100 - .3 ESP	355
VAC1-H-D-3.0-6KW(EH/S)-3-CND-ICD2-1C-LOC	36,000	15,359	230/208 - 3	24	30	1100 - .3 ESP	355
VAC1-H-D-3.0-9KW(EH/S)-3-CND-ICD2-1C-LOC	36,000	23,038	230/208 - 3	33	35	1100 - .3 ESP	355
VAC1-H-D-3.0-15KW(EH/S)-3-CND-ICD2-1C-LOC	36,000	38,396	230/208 - 3	51	60	1100 - .3 ESP	355



Offering The Keys to Success: Quality, Pricing and On Time Delivery

NEC, IEC Rated and Approved

VAC1 Series Vertical Wall Mount 208-230-3PH/60HZ

3.5 TON

Model	BTU/HR Cooling	Heat BTUH	Electrical Rating - 60 HZ	Minimum Circuit Ampacity	Maximum External Fuse or Ckt. Brkr.	CFM	Weight Lbs
VAC1-H-D-3.5-N-3-CND-ICD2-1C-LOC	42,000	-	230/208 - 3	25	35	1400 - .3 ESP	500
VAC1-H-D-3.5-9KW(EH/S)-3-CND-ICD2-1C-LOC	42,000	23,038	230/208 - 3	34	35	1400 - .3 ESP	500
VAC1-H-D-3.5-15KW(EH/S)-3-CND-ICD2-1C-LOC	42,000	38,396	230/208 - 3	53	60	1400 - .3 ESP	500

4 TON

Model	BTU/HR Cooling	Heat BTUH	Electrical Rating - 60 HZ	Minimum Circuit Ampacity	Maximum External Fuse or Ckt. Brkr.	CFM	Weight Lbs
VAC1-H-D-4.0-N-3-CND-ICD2-1C-LOC	48,000	-	230/208 - 3	29	40	1550 - .2 ESP	500
VAC1-H-D-4.0-9KW(EH/S)-3-CND-ICD2-1C-LOC	48,000	38,396	230/208 - 3	34	40	1550 - .2 ESP	500
VAC1-H-D-4.0-15KW(EH/S)-3-CND-ICD2-1C-LOC	48,000	46,076	230/208 - 3	53	60	1550 - .2 ESP	500

5 TON

Model	BTU/HR Cooling	Heat BTUH	Electrical Rating - 60 HZ	Minimum Circuit Ampacity	Maximum External Fuse or Ckt. Brkr.	CFM	Weight Lbs
VAC1-H-D-5.0-N-3-CND-ICD2-1C-LOC	60,000	-	230/208 - 3	29	40	1700 - .3 ESP	500
VAC1-H-D-5.0-9KW(EH/S)-3-CND-ICD2-1C-LOC	60,000	23,038	230/208 - 3	34	40	1700 - .3 ESP	500
VAC1-H-D-5.0-15KW(EH/S)-3-CND-ICD2-1C-LOC	60,000	38,396	230/208 - 3	53	60	1700 - .3 ESP	500

6 TON

Model	BTU/HR Cooling	Heat BTUH	Electrical Rating - 60 HZ	Minimum Circuit Ampacity	Maximum External Fuse or Ckt. Brkr.	CFM	Weight Lbs
VAC1-H-D-6.0-N-3-CND-ICD2-1C-LOC	72,000	23,038	230/208 - 3	43	50	1,800 - .2 ESP	550
VAC1-H-D-6.0-9KW(EH/S)-3-CND-ICD2-1C-LOC	72,000	38,396	230/208 - 3	43	50	1,800 - .2 ESP	550
VAC1-H-D-6.0-15KW(EH/S)-3-CND-ICD2-1C-LOC	72,000	46,076	230/208 - 3	53	60	1,800 - .2 ESP	550



Offering The Keys to Success: *Quality, Pricing and On Time Delivery*

NEC, IEC Rated and Approved

Notes:

- (1) See **Safety King®** Nomenclature for Unit ID (Page 5)
- (2) THHN 75°C Copper Wire
- (***) Options that can be added. See page 2 (**NEC Group "B" Available on Request*)

Contact our Sales Department should your specifications require a variation on our standard units.

IMPORTANT NOTICE

T Codes:

It is important to know the auto ignition temperature of the Gas or Vapor the unit will be operating in or around. The Gas or Vapor temperature should be above the rating of the equipment.

Class I, Groups B*, C & D, Division 2

VAC1 Series Vertical Wall Mount 460-480-3PH/60HZ

2 TON

Model	BTU/HR Cooling	Heat BTUH	Electrical Rating - 60 HZ	Minimum Circuit Ampacity	Maximum External Fuse or Ckt. Brkr.	CFM	Weight Lbs
VAC1-H-D-2.0-N-4-CND-ICD2-1C-LOC	24,000	-	460 - 3	10	15	800 - .2 ESP	300
VAC1-H-D-2.0-6KW(EH/S)-4-CND-ICD2-1C-LOC	24,000	18,840	460 - 3	12	15	800 - .2 ESP	300

2.5 TON

Model	BTU/HR Cooling	Heat BTUH	Electrical Rating - 60 HZ	Minimum Circuit Ampacity	Maximum External Fuse or Ckt. Brkr.	CFM	Weight Lbs
VAC1-H-D-2.5-N-4-CND-ICD2-1C-LOC	30,000	-	460 - 3	11	15	1000 - .4 ESP	325
VAC1-H-D-2.5-6KW(EH/S)-4-CND-ICD2-1C-LOC	30,000	18,840	460 - 3	12	15	1000 - .4 ESP	325
VAC1-H-D-2.5-9KW(EH/S)-4-CND-ICD2-1C-LOC	30,000	28,620	460 - 3	17	20	1000 - .4 ESP	325
VAC1-H-D-2.5-15KW(EH/S)-4-CND-ICD2-1C-LOC	30,000	47,099	460 - 3	26	30	1000 - .4 ESP	325

3 TON

Model	BTU/HR Cooling	Heat BTUH	Electrical Rating - 60 HZ	Minimum Circuit Ampacity	Maximum External Fuse or Ckt. Brkr.	CFM	Weight Lbs
VAC1-H-D-3.0-N-4-CND-ICD2-1C-LOC	36,000	-	460 - 3	12	15	1100 - .3 ESP	355
VAC1-H-D-3.0-6KW(EH/S)-4-CND-ICD2-1C-LOC	36,000	18,840	460 - 3	12	15	1100 - .3 ESP	355
VAC1-H-D-3.0-9KW(EH/S)-4-CND-ICD2-1C-LOC	36,000	28,620	460 - 3	17	20	1100 - .3 ESP	355
VAC1-H-D-3.0-15KW(EH/S)-4-CND-ICD2-1C-LOC	36,000	47,099	460 - 3	26	30	1100 - .3 ESP	355



NEC, IEC Rated and Approved

VAC1 Series Vertical Wall Mount 460-480-3PH/60HZ

3.5 TON

Model	BTU/HR Cooling	Heat BTUH	Electrical Rating - 60 HZ	Minimum Circuit Ampacity	Maximum External Fuse or Ckt. Brkr.	CFM	Weight Lbs
VAC1-H-D-3.5-N-4-CND-ICD2-1C-LOC	42,000	-	460 - 3	13	15	1400 - .3 ESP	500
VAC1-H-D-3.5-9KW(EH/S)-4-CND-ICD2-1C-LOC	42,000	28,620	460 - 3	18	20	1400 - .3 ESP	500
VAC1-H-D-3.5-15KW(EH/S)-4-CND-ICD2-1C-LOC	42,000	47,099	460 - 3	27	30	1400 - .3 ESP	500

4 TON

Model	BTU/HR Cooling	Heat BTUH	Electrical Rating - 60 HZ	Minimum Circuit Ampacity	Maximum External Fuse or Ckt. Brkr.	CFM	Weight Lbs
VAC1-H-D-4.0-N-4-CND-ICD2-1C-LOC	48,000	-	460 - 3	14	20	1550 - .2 ESP	500
VAC1-H-D-4.0-9KW(EH/S)-4-CND-ICD2-1C-LOC	48,000	28,260	460 - 3	18	20	1550 - .2 ESP	500
VAC1-H-D-4.0-15KW(EH/S)-4-CND-ICD2-1C-LOC	48,000	47,099	460 - 3	27	30	1550 - .2 ESP	500

5 TON

Model	BTU/HR Cooling	Heat BTUH	Electrical Rating - 60 HZ	Minimum Circuit Ampacity	Maximum External Fuse or Ckt. Brkr.	CFM	Weight Lbs
VAC1-H-D-5.0-N-4-CND-ICD2-1C-LOC	60,000	-	460 - 3	15	20	1700 - .3 ESP	500
VAC1-H-D-5.0-9KW(EH/S)-4-CND-ICD2-1C-LOC	60,000	28,260	460 - 3	18	20	1700 - .3 ESP	500
VAC1-H-D-5.0-15KW(EH/S)-4-CND-ICD2-1C-LOC	60,000	47,099	460 - 3	27	30	1700 - .3 ESP	500

6 TON

Model	BTU/HR Cooling	Heat BTUH	Electrical Rating - 60 HZ	Minimum Circuit Ampacity	Maximum External Fuse or Ckt. Brkr.	CFM	Weight Lbs
VAC1-H-D-6.0-N-4-CND-ICD2-1C-LOC	72,000	-	460 - 3	23	30	1,800 - .2 ESP	550
VAC1-H-D-6.0-9KW(EH/S)-4-CND-ICD2-1C-LOC	72,000	28,260	460 - 3	23	30	1,800 - .2 ESP	550
VAC1-H-D-6.0-15KW(EH/S)-4-CND-ICD2-1C-LOC	72,000	47,099	460 - 3	27	35	1,800 - .2 ESP	550

VAC1-Series Model Number Nomenclature

VAC1 - H - D - 2.0 - N - 3 - CND - 1CD2 - 1C - ***

Model Number

VAC1 = Vertical A/C

Air Flow Direction

H = Horizontal Discharge Air Flow
V = Vertical Discharge Air Flow

Refrigerant Type

A = R22 C = 134A
B = 407 D = 410A

Cooling Capacity in Tons (12,000 BTU/HR per Ton)

3.0 = 36,000 BTU/HR = 3 Tons of Cooling

Heating Capacity in KW / BTU

10KW (EH/S) = 10 KW Electrical Heat / Standard
10KW (EH/XP) = 10 KW Electric Heat / Explosion Proof
N = No Heat Installed

Unit Supply Voltage

2 = 208-230 / 1 / 60 Hz
2(50) = 220-240 / 1 / 50 Hz
3 = 208-230 / 3 / 60 Hz
3(50) = 220-240/3/50
4 = 460-480 / 3 / 60 Hz
4(50) = 415-440 / 3 / 50 Hz

System's Component Classification

AU = Entire Unit Complies with Explosion Proof Codes
CND = Condenser Section Complies with Explosion Proof Codes

Explosion Proof N.E.C. Classification

Please Contact our Sales Engineers for Classification Codes

Control Box Type

1C = General Purpose Operational Controls
2C = Explosion Proof Operational Controls

Available Options

ADC = Adsil Coated Coils and Copper for Corrosion Protection
B = Meets Group "B" Classification for NEC Codes
CC = Copper/Copper Coils Installed
CRT = Export Crate Included
DSI = System Disconnect Installed
EPX = 646 Micro Epoxy Coated Metal for Corrosion Protection
FAD = Fresh Air Intake with Motorized Damper
HCC = Hereisite Coated Coils and Copper for Corrosion Protection
HG = Hot Gas By-Pass Valve Installed
H/L= High and Low Pressure Safety Switches Installed
ICP = Control Panel Installed Internally
ISV = Refrigeration Isolation Valves
LAC = Low Ambient Controls Installed
LOC= Lock Out Switch Installed (Standard Feature)
MOD = Custom Modification (See Sales)
RMC= Remote Control Panel
SH4 = 304 Stainless Steel Housing
SH6 = 316 Stainless Steel Housing
WC= Water Cooled Condenser Coil
XPR = Explosion Proof Receptacle Installed

**PLEASE CONTACT OUR SALES
DEPARTMENT IF YOUR OPTION
IS NOT LISTED**

****STANDARD CONFIGURATIONS (VAC1)****

- 1) Air Flow Direction: (H) = Horizontal Discharge Air Flow
- 2) Refrigerant Type: (D) = 410A
- 3) System Component Classification: (CND) = Condenser Section Complies with Explosion Proof Codes
- 4) Control Box Type: (1C) = General Purpose Operational Con-