

Keeping Industry Safe for the World

SafeAir Technology

VAC Series-Division 1 OR 2 / Zone 1 OR 2

Wall Mount Explosion Proof Air Conditioner System

Hazardous Location N.E.C. and I.E.C. Approved

60 Hertz Models

21,200–59,000 BTU/HR

*High Ambient & Custom Designs
Available*

*Contact Safe Air Technology
Sales Team for Assistance*



Standard Features

- All Electrical Components UL and / or CSA Certified
- Overload Protection on Motors and Compressors
- Non Sparking Condenser Fan Blade
- Aluminum Finned Copper Tube Coils
- Twin Blowers to Move Air More Quietly
- Built-in Full Length Mounting Brackets
- Motors are Easily Accessible for Fast and Easy Maintenance
- Powder Coated Steel Cabinet
- Engineering Data Sheets Available with Detailed System Specification
- N.E.C. and I.E.C. "Certificate of Conformance Issued for Hazardous Location
- Operation, Maintenance, and Installation Manuals Included



Offering The Keys to Success:

**Quality
Pricing
On Time Delivery**

225.303.0007
sales@explosionproof.net

www.explosionproof.net

4133 Evan Brooks Drive
Baton Rouge, Louisiana 70814

System Description

Safe Air Technology VAC Series Systems are designed to provide cooling, and heating for industrial, severe duty, and marine applications. Our standard **VAC Series** product line has been carefully engineered and manufactured to ensure a quality product that will provide many years of reliable service.

Safe Air Technology also has an in-house engineering team that can custom design a **VAC Unit** to meet your specific needs. Our units are fully tested for operational performance and **NEC / IEC** Compliance to ensure customer satisfaction and many years of safe operation.

Safe Air Technology works with its customers to determine the most appropriate system for the customer's application. Once the correct system has been selected, Safe Air Technology will provide an Engineering Submittal Package for approval prior to the manufacturing of the system

System Applications

- ◇ Industrial Refineries
- ◇ Chemical Plants
- ◇ Offshore Platforms
- ◇ Gas Plants and Pipelines
- ◇ Fuel Transfer Docks and Pumping Stations
- ◇ Analyzer Buildings
- ◇ MCC Rooms
- ◇ Control Rooms

Unit Specifications

A/C Specifications

- All Electrical Components *UL and CSA Approved*
- Maintenance Friendly General Purpose Control Box Included for A/C
- Explosion Proof Motor and Compressor Overload Protection Installed
- General Purpose Thermostat Included to Control Room Temperature
- High and Low Pressure Safety Switches Installed
- Easily Accessible Condenser Fan Section with Non Sparking Fan Blade
- System Shut-Down Circuit Provided in Case of Gas/ Smoke Detection (Gas Detectors Provided by Others)
- Industrial Grade Scroll Compressor
- R-410 Refrigerant Installed
- Twin Blowers to Move Air Quickly and Quietly
- Copper Tubes with Aluminum Fin Coils Installed
- Unit Fully Tested for Operational Performance and NEC Compliance
- O & M Manuals Included
- Certificate of Conformance to Explosion Proof Codes Issued



Available Options

-ADC	Adsil Coated Coils and All Copper Lines for Corrosion Protection
-B	Group B Classification
-CC	Copper Tube and Copper Fin Coils
-CRT	Export Crate for Sea/Air Shipping
-SD	Smoke Detector Installed
-CF	Custom Filtration Model
-HC	Humidity Controls Installed
-DSI	Disconnect Switch Installed
-DW	Double Wall-Evaporator Section
-EPX	646 Epoxy Coated Metal for Corrosion Protection
-HCC	Heresite Coated Coils
-HG	Hot Gas Bypass Valve Installed
-HL	High and Low Pressure Safety Switches Installed
-ISV	Refrigeration Isolation Valves
-LAC	Low Ambient Controls Installed
-LOC	Lock Out Switch Installed (Standard Feature)
-MOD	Custom Modification (Consult Sales Dept.)
-PBD	Pressure Blower Isolation Damper
-RT	Remote Thermostat

NOTE:

If an option you require due to your specifications is not listed, please contact our Sales Engineering Department. We will be happy to assist in ensuring that your system fully complies with your specifications

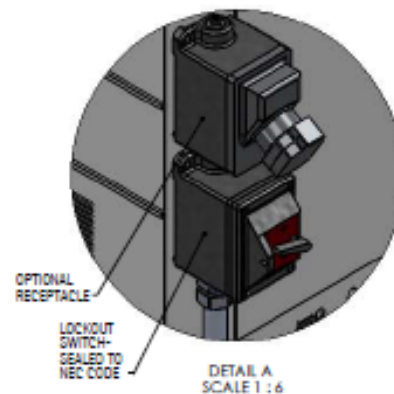
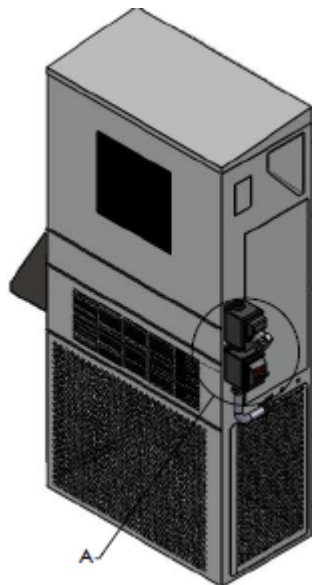
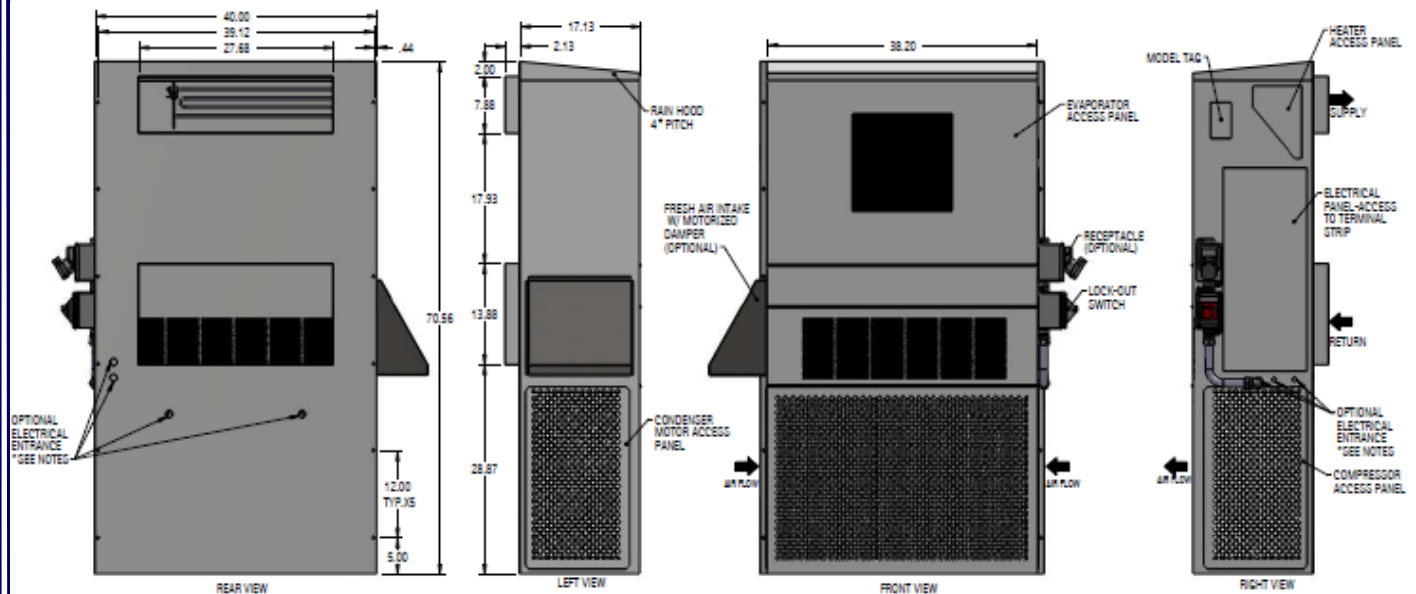
-SH6	316 Stainless Steel Housing
-WC	Water Cooled Condenser Coil
-XPR	Explosion Proof Receptacle Installed
-MG1	Marine Grade Option 1-Coils and Copper Coated for Corrosion Protection
-MG2	Marine Grade Option 2-Coils, Copper, and Sheet Metal Coated for Corrosion Protection
-RMT	Remote Control Box

Available Designs

Safe Air Technology Also Offers Standard Wall Mounted Systems Designed for the Following Applications

High Ambient Temperatures	The VAC Series Can Be Designed to Operate in Temperatures up to 115° F (46° C). Custom Systems Are Available for Applications that Exceed These Temperatures.
60 Hertz Power Supply	60 Hertz Power Supply Options Are Available, Please Contact Sales for More Information.
Custom Applications	If your Project Requires an Additional Specification Not Listed in This Catalog, Please Contact the Sales Department for Assistance.

VAC Series Standard Layout and Design



NOTE:

This is a Typical **VAC** Layout Drawing, Contact Safe Air Technology for a Model Specific Drawing

VAC Series Unit Configuration Guide

Safe Air Technology's VAC Series can be designed in a variety of NEC/IEC Hazardous Location Designs to Meet Your Specific Area Classification. The Table Below Serves as a Guide for the Available Configurations of the *VAC Series*.

Please Contact Safe Air Technology's Sales Team if You Have Any Questions.

	Condenser	Evaporator	Model #
C l a s s i f i c a t i o n	General Purpose	General Purpose	VAC-H-D-X.X(Y)KW(EH/S)-(Power Supply)-AU-NXP-1C
	General Purpose	Division 2	VAC-H-D-X.X(Y)KW(EH/XP)-(Power Supply)-CND/NXP-EVAP-ICD2-2C
	Division 2	General Purpose	VAC-H-D-X.X(Y)KW(EH/S)-(Power Supply)-CND-ICD2/EVAP-NXP-1C
	Division 2	Division 2	VAC-H-D-X.X(Y)KW(EH/XP)-(Power Supply)-AU-ICD2-2C
	Division 1	Division 2	VAC-H-D-X.X(Y)KW(EH/XP)-(Power Supply)-CND-ICD1/EVAP-ICD2-2C
	Division 2	Division 1	VAC-H-D-X.X(Y)KW(EH/XP)-(Power Supply)-CND-ICD2/EVAP-ICD1-2C
	Division 1	Division 1	VAC-H-D-X.X(Y)KW(EH/XP)-(Power Supply)-AU-ICD1-2C

See the VAC Series Nomenclature Guide on Page 6 of This Catalog for More Details on
the VAC Series Nomenclature

VAC-Series Nomenclature Guide

VAC - H - D - 2.0 - N - 2(50) - CND - ICD2 - 1C - ****

VAC

Vertical Wall Mount
Package A/C Unit

Air Flow Direction

H = Horizontal Discharge Air Flow
V = Vertical Discharge Air Flow

Refrigerant Type

A = R22 B = 407
C = 134A D = 410A

Cooling Capacity

2.0 = 2 Tons (24,000 BTU/HR)

Heating Capacity

10KW (EH/S) = 10 KW Electric Heat / Standard
10KW (EH/XP) = 10 KW Electric Heat / Explosion Proof
N = No Heat Installed

Unit Supply Voltage

2 = 208-230 / 1 / 60 Hz
2(50) = 220-240 / 1 / 50 Hz
3 = 208-230 / 3 / 60 Hz
3(50) = 220-240 / 3 / 50 Hz
4 = 460-480 / 3 / 60 Hz

Unit Options

See Options List on Page 3
** Please Contact our Sales
Department if Your Needed
Option is not Listed

Control Box Type

1C= General Purpose Controls
2C= Explosion Proof Controls

NEC Classification

Please Contact our Sales
Engineers for Classification Codes

Unit Explosion Proof Design

AU = Entire Unit Complies with Explosion Proof
Codes
CND = Condenser Section Complies with
Explosion Proof Codes
EVAP = Evaporator Section Complies with
Explosion Proof Codes



Safe Air Technology Office Locations

Safe Air Technology specializes in the engineering and manufacture of Explosion Proof, Corrosion Resistant, and Severe Duty HVAC/R systems and Pressurization Equipment. Our explosion proof, severe duty systems are designed to offer a safe solution at a competitive price. We strive to maintain the highest level of quality in both our systems and services.

Safe Air Technology is headquartered in Baton Rouge, Louisiana. This allows us to easily serve many of our petrochemical, oil and gas, and industrial clients. To better serve our clients around the world, **Safe Air Technology** has international offices in Dubai and Singapore. Our international reach has given us the opportunity to work with clients in over 40 countries to design and deliver durable and reliable explosion proof HVAC/R systems.

At **Safe Air Technology**, we understand that our clients' HVAC/R needs are continuously adapting and changing. By forging a relationship with you, we can be better equipped to understand and meet your specific needs as they arise. Our engineering and production team takes pride in every system they deliver, from one of our standard window units to our complex custom design projects.

Contact Safe Air Technology and Let Us Help to Keep Industry Safe for Your World.



Safe Air Technology



Safe Air Technology



Safe Air Technology

