



WHPSK SERIES DIVISION 2 / ZONE 2

Explosion Proof Division 2 Hazardous Location Heat Pump Room Air Conditioners
Hazardous Location N.E.C. and I.E.C. Approved

60 Hertz Models



Standard Features

- All Electrical Components are UL and / or CSA Approved
- Explosion Proof Built-In Operational Controls
- Controls can be Accessed for Fast and Easy Maintenance
- Non Sparking Blower and Condenser Designs
- N.E.C. Approved Overload Protection Installed on Motor and Compressor
- Aluminum Fin and Copper Tube Coils for Maximum Heat Transfer
- N.E.C. "Certificate of Conformance" Issued
- Operation, Maintenance & Installation Manuals Included



Offering The Keys to Success:

Quality
Pricing
On Time Delivery

225.303.0007
sales@explosionproof.net

COPYRIGHT © 2016 Safe Air Technology R0316

www.explosionproof.net

4133 Evan Brooks Drive
Baton Rouge, Louisiana 70814

System Description

Safe Air Technology WHPSK Series: Thru-Wall/ Window Units are fully tested for operational performance and compliance to ensure customer satisfaction. Our units are designed to provide cooling for Industrial severe duty applications, our quality of engineering and manufacturing will ensure many years of reliable service.

Safe Air Technology will provide **NEC / IEC "Certificates of Conformance"** for each **WHPSK** unit to show compliance with National Electric Code Articles 500-515 guidelines for explosion proof equipment in hazardous locations.

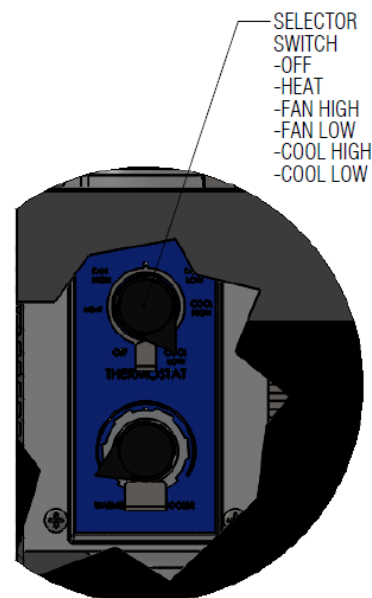
Please contact our Sales department at sales@explosionproof.net or by phone at **225.303.0007** with any questions that you may have. We look forward to working with you and serving your HVAC/R needs.

System Applications

- ◇ Industrial Refineries
- ◇ Fuel Transfer Docks and Pumping Stations
- ◇ Chemical Plants
- ◇ Analyzer Buildings
- ◇ Offshore Platforms
- ◇ MCC Rooms
- ◇ Gas Plants and Pipelines
- ◇ Control Rooms

Available Options

-ADC	Adsil Coated Coils and All Copper Lines for Corrosion Protection
-B	Meets Group B Classification
-CC	Copper Tube and Copper Fin Coils
-CRT	Export Crate for Sea/Air Shipping
-DSI	Disconnect Switch Installed
-EPX	646 Micro Epoxy Coated Housing
-HCC	Heresite Coated Coils
-HG	Hot Gas Bypass Valve Installed
-MOD	Custom Modification (Consult Sales Dept.)
-RT	Remote Thermostat
-SH6	316 Stainless Steel Housing
-MG1	Marine Grade Coating Option 1
-MG2	Marine Grade Coating Option 2



NOTE:

If an option you require due to your specifications is not listed, please contact our Sales Engineering Department. We will be happy to assist in ensuring that your system fully complies with your specifications

WHPSK-Series 60 Hz Systems

Model (1) 60 Hz	BTU/HR Cooling/ Heating	Power Supply Volts/Ph/Hz	Cooling/ Heating Amps	Wire Size (2)	Fuse Size (3)	Air Flow CFM	Housing Size	Unit Weight (lbs)
WHPSK-9500-1-ICD2-***	9,500 / 7,500	115/1/60	7.8 / 7.6	12	15	285	S	131
WHPSK-12100-2-ICD2-***	12,100 / 9,400	208-230/1/60	5.2/5.4	12	15	265	S	136
WHPSK-18200-2-ICD2-***	18,200 / 15,400	208-230/1/60	8.5/8.9	12	20	370	M	152
WHPSK-24000-2-ICD2-***	24,000 / 23,500	208-230/1/60	11.1/12.0 13.4/12.6	12	20	600	L	212

WHPSK Heat Pump Windows Units are Designed to Run in Heat Pump Mode at Temperatures of 55° F and above.

Auxiliary Heat does not Come Standard on WHPSK Units Due to the NEC Hazardous Location Requirements. Please Contact Safe Air Technology to Discuss Explosion Proof Heating Options.

NOTES:

- (1) See **WHPSK** Nomenclature for Unit ID (Pg. 5)
- (2) THHN 75°C Copper Wire
- (3) Delay Fuse or Approved Circuit Breaker
- (***) Options that can be added. See Page 2 **(* NEC Group "B" Available Upon Request)**

IMPORTANT NOTICE:

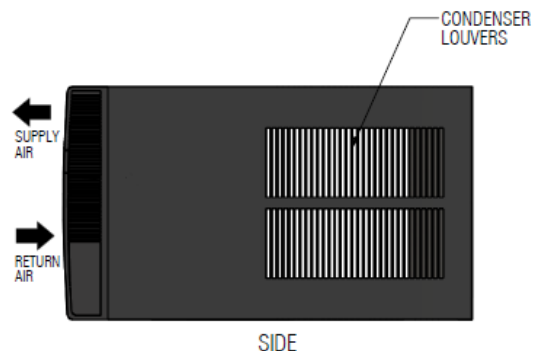
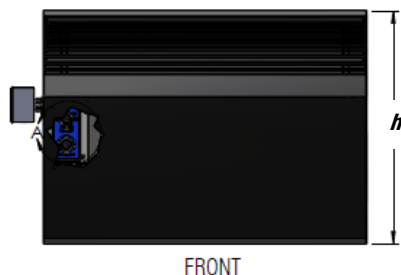
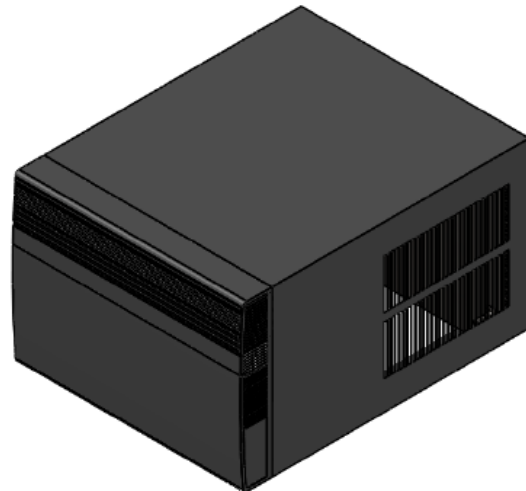
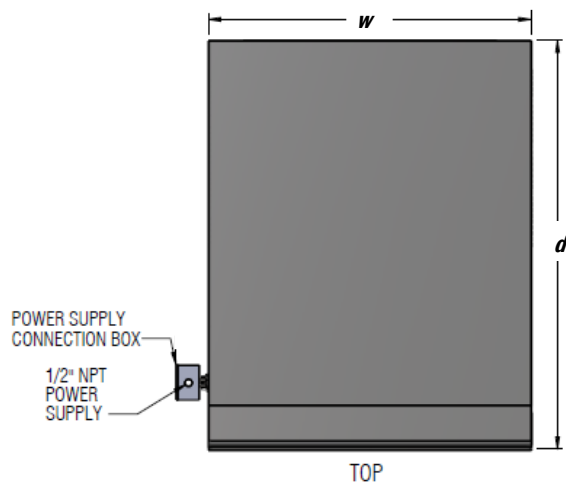
T Codes: It is important to know the auto ignition temperature of the gas or vapor the unit will be operating in or around. The gas or vapor temperature must be above the rating of the equipment.

WHPSK-Series Cabinet Measurements

Housing	Height	Width	Depth With Front	Depth Hood to Louvers	Minimum Extension into Room	Minimum Extension Outside
S	15-15/16	25-15/16	29	8-3/4	5-3/4	16-15/16
M	17-15/16	25-15/16	29	8-3/4	5-3/4	16-15/16
L	20-3/16	28	35-1/2	16-1/2	5-3/8	18-15/16

Note:

Add 1/4" to the Height and Width of the Housing for the Wall Cutout Size



Note: Dimensions Subject to Change, Contact the Sales Engineering Department for Updated Dimensions

WHPSK Shipping Weights and Dimensions

60 Hertz Units

Model 60 Hz	Packaging
WHPSK-9500-1-ICD2-***	B
WHPSK-12100-2-ICD2-***	B
WHPSK-18200-2-ICD2-***	C
WHPSK-24000-2-ICD2-***	C



WHPSK Packaging Information

	Standard Packaging Data				Single Crate Data				Double Crate Data			
Packaging Code	Length	Width	Height	Weight	Length	Width	Height	Weight	Length	Width	Height	Weight
A	48"	40"	26"	150 LBS	46"	36"	40"	300 LBS	46"	36"	68"	500 LBS
B	48"	40"	30"	200 LBS	46"	36"	40"	350 LBS	46"	36"	68"	600 LBS
C	48"	40"	32"	230 LBS	46"	36"	40"	380 LBS	46"	36"	68"	660 LBS
D	48"	40"	34"	300 LBS	46"	36"	40"	450 LBS	46"	36"	68"	800 LBS



Standard Packaging



Single and Double Export Crate

WHPSK-Heat Pump Series Nomenclature Guide

WHPSK - 9500 - 2 - ICD2 - ***

WHPSK® Design

WHPSK = Window or THRU-WALL HeatPump Division 2 Unit

Cooling Capacity

Example: 9,500 BTU/HR

Power Supply

1 = 120/1/60 Hz

2 = 208-230/1/60 Hz

2(50) = 220-240/1/50 Hz

Classification

N.E.C. National Electric Code Classification

ICD2= Class I, Groups C & D, Division 2

IBCD2= Class I, Groups B, C, & D, Division 2

I.E.C. International Electric Code Classification

IIA & IIB = Zone 2, T-3, II

Unit Options

-ADC = Adsil Coated Coils

-B = Group B Classification

-CC = Copper/Copper Coils Installed

-CRT = Export Crate Sea or Air

-DSI = Disconnect Switch Installed

-EPX = Epoxy Coated Metal

-HCC = Heresite Coated Coils

-HG = Hot Gas By Pass Valve Installed

-MOD = Custom Modification (See Sales)

-RT = Remote Thermostat

-SH6 = 316 Stainless Steel Housing

-MG1 = Marine Grade Coating Option 1-
Marine Grade Coating applied to Coils
and Copper

-MG2 = Marine Grade Coating Option 2
– Marine Grade Coating Applied to Coils,
Copper and Sheet Metal



Safe Air Technology Office Locations

Safe Air Technology specializes in the engineering and manufacturing of Explosion Proof, Corrosion Resistant, and Severe Duty HVAC/R systems and Pressurization Equipment. Our explosion proof, severe duty systems are designed to offer a safe solution at a competitive price, while also maintaining the highest level of quality in both our systems and services.

Safe Air Technology is headquartered in Baton Rouge, Louisiana, allowing us to easily serve many of our petrochemical, oil and gas, and industrial clients. To better serve our clients around the world, **Safe Air Technology** has established international offices in both the Middle East and Asia. As a result, **Safe Air Technology** has had the opportunity to build and design HVAC/R systems for clients in over 40 countries.

At **Safe Air Technology**, we understand that our clients' HVAC/R needs are continuously adapting and changing. By forging a relationship with you, we can be better equipped to understand and meet your specific needs as they arise.

Contact **Safe Air Technology** and let us help to keep industry safe for your world.



Safe Air Technology
United States



Safe Air Technology
U.A.E.



Safe Air Technology
Singapore

